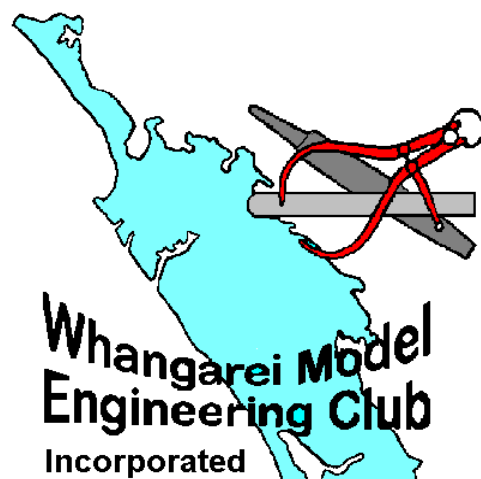


# NORTHERN VIEWS

ISSUE No 250 ... .. July 2012

Clubrooms and Running Track at Heritage Park,  
State Highway 14, Maunu, Whangarei.



## Third Sunday Running

As was mentioned in the last *Northern Views* it would appear that Neville's saturation advertising for our Third Sunday Running is having a great effect on the popularity of the event. The large sign on the museum's boundary has helped as well. Last month's running day (which was a glorious day but quite cold) brought the populace of Whangarei out in their droves. The queue of people stretched from the ticket box to almost the level crossing from about 10 am through to 1 pm. During this time the smell of those delicious sausages being cooked and dispensed by Jacqui has obviously whetted the appetite of those waiting, so much so that yours truly had to make two trips downtown to the Mad Butcher for more sausages and bread. At the final count-up Jacqui had sold about 202 mystery bags. The whole day's operation has put a smile on our treasurer's face.



The advertising campaign is also having an effect on the number of ridees of the "big railway". From the window of the clubrooms it could be seen that most trips had good loads. Another side effect is that our advertising has prompted the tractor rides around the museum to operate on the same days as we do and it appears to be helping their coffers as well.

There was only one steam engine operating and just about all the non-steam motive power we could muster was in use. The crowds present made it patently clear that we really need to get the six (maybe more) proposed new trollies finished ASAP.

Bob Wines of MLS brought one of his new "standard" trollies for us to compare notes as we build our new ones and for us to use meanwhile . . . thank you Bob.



## CLUB HAPPENINGS

Next General Meeting: Thursday, July 26, 2012,  
at the Clubrooms, Western Hills.

3rd Sunday Running — July 15, 2012.

Mid-week Workdays: Mostly Every Wednesday.

Extra Running Days This Month:

**NONE ADVISED**

THESE WORK IN WITH  
MUSEUM "LIVE" DAYS AND  
OTHER EVENTS

# QUIZ — What is it.



For answer see Page 5.



## THE SHREDDER

A young engineer was leaving the office at 5:45 p.m. when he found the CEO standing in front of a shredder with a piece of paper in his hand.

"Listen," said the CEO, "this is a very sensitive and important document, and my secretary is not here. Can you make this thing work?"

"Certainly," said the young engineer. He turned on the machine, inserted the paper, and pressed the start button.

"Excellent, excellent!" said the CEO as his paper disappeared inside the machine, "I just need one copy."

**Lesson:** Never, never, ever assume that your boss knows what he's doing.



## LUCKY DIP ANYONE?



Tony Tanner is having a bit of a clean-out at home and he brought this and another box of goodies in for anyone to have a look through for treasure.

SEE ELSEWHERE FOR MORE FROM TONY

## Other Club's Events:

**Eastern Bay of Plenty:** Open Weekend. 7th & 8th July 2012.

**Hawkes Bay Model Engineering Society:** 50th Anniversary Open Weekend. 6th & 7th October 2012.

**New Plymouth Model Engineers:** 60th Birthday Bash. 20th-22nd October 2012.

**Havelock North Live Steamers:** Open Weekend. 19th-22nd October 2012.

## LIST OF CLUB OFFICERS

**Patron:** His Worship the Mayor of Whangarei, Morris Cutforth.

**President:** Roger Reynolds. Phone (09) 438 7911. E-mail; rlr@xtra.co.nz

**Secretary:** Colin Smith. Ph (09) 438 7861. E-mail; brencols@xtra.co.nz

**Treasurer:** Herb Smith. Phone (09) 438 1214. E-mail; hsnhrz@kol.co.nz

**Club Postal Address:** Whangarei Model Engineering Club, P.O. Box 10233, Te Mai, Whangarei 0143

**Newsletter Editor:** Ian Mison (09) 434 3125, Fax 434 3126. E-mail; julianm@xtra.co.nz

**Club Phone:** (09) 438 9520 (Available Running Days Only).

**WEBSITE:** [wmec.org.nz](http://wmec.org.nz)



# Wednesday Workdays

By the Editor



**6/6/12:** A surprisingly nice day in contrast to the previous one. It was all go in the basement cutting up material for the new trollies. We had a visit from two experts from Kamo Industrial Supplies to give us some tips on welding. They also brought along a few of the latest electric welders and gave a demonstration. All very nice but mostly priced out of our league. But one can dream, can't one.

**13/6/12:** Another fine day but it was colder in the basement than outside. A good attendance of members saw several different groups in action doing a fair mixture of jobs. A large pile (two utility loads) of tanalised fence batten material had arrived to be made



into sleepers so Colin, Tony, Rankin and Lloyd were involved in the cutting to length process. Colin was the "stacker upper" and was driving the wheelbarrow and working deep inside the back of the green shed stacking the sleepers away. Meanwhile back in the basement Rodney was soldiering on with the welding up of the foot guards for the ends of the new trollies . . . and yours truly, after opening his trap too wide, ended up with the job of painting the basement ceiling. Some people *NEVER* learn do they? The Guantanamo Bay orange overalls and the Ena Sharples hairnet look the part. Two boxes of cut-to-length steel for the new axles awaited Neville when he arrived for a committee meeting later that afternoon.

**20/6/12:** A fairly mild day and good attendance. Work continued on cutting up sleepers, this time using a drop saw and jig to keep the length consistent. The job now completed. Rodney was still working on the welding-up of the foot guards and in his spare time was doing a small modification on the Santa Fe. The bits and pieces that will eventually make up the new bogies have been arriving on site from different members' workshops. The new plasma-cut bogie side frames are here — what a beaut job. And "muggins" the ceiling painter still plods on!!

**27/6/12:** Another fine day and a good turnout of members. Rodney was busy putting a larger pipe in the oil system of Santa Fe to counteract sluggish performance when climbing the hill up to the station. Roger and Tony were busy welding up some of the pieces for the new trollies and "muggins" still ploughed on with the painting of the ceiling (I can see the end!!). Bob was busy putting in some long overdue fluorescent fittings over road three and will also put one over the drill press. Some repairs were carried out on the track. Out of the blue appeared young Carl Twitchel (boy — has he grown) and he ended up with the boring job of watching the band saw cut up pieces of metal for the new bogies

The safest way to double your money is to fold it over and put it in your pocket.

## Newsletters Received . . .

Title	From	Dated
Blast Pipe	{ Hutt Valley Model Engineering Society (Inc) Maidstone Model Engineering Society (Inc)	June 2012 " "
Canterbury Tales	Canty Society of Model & Experimental Engineers (Inc) Eastern Bay of Plenty Society of Model Engineers (Inc)	Feb to June 2012 July 2012
Keirunga Park Platform	Havelock North Live Steamers	Winter 2012
Model Torque	Hawkes Bay Model Engineering Society (Inc)	June 2012
The Dam Tram	Waitakere Tramline Society (Inc)	June 2012
The Generator	Palmerston North Model Engineering Club (Inc)	May & June 2012
The Micrometer	Auckland Society of Model Engineers (Inc)	July 2012
Piston 'n' Prop	Marlborough Associated Modellers Society (Inc)	June 2012
Rails 'n' Sails	Southland Society of Model Engineers (Inc)	June/July 2012
Wheels and Floats	Tauranga Model Marine and Engineering Club	June/July 2012
Whistle and Anchor	South Canterbury Model Engineers	June 2012

THESE MAGAZINES ARE AVAILABLE TO READ IN THE CLUBROOMS FOR APPROXIMATELY 2 MONTHS





## WHAT'S IN A NAME!

A Navy chief PO noticing a new recruit barked at him to "get over here!"

"What's your name sailor?" "John" came the reply.

"Look I don't know what kind of bleeding-heart pansy crap they're teaching sailors in boot camp nowadays, but I don't call anyone by his first name", the CPO growled. "It breeds familiarity and that leads to a breakdown in authority. I refer to my sailors by their last names only: Smith, Jones, Baker, whatever and you are to refer to me as "Chief", do I make myself clear?"

"Aye, aye Chief!" came the snappy reply.

"Right now we've got that straight," said the CPO, "What's your last name".

The sailor sighed "Darling, Chief. My name is John Darling, Chief".

Without missing a beat the CPO said "OK John, here's what I want you to do".

## CHINESE SET SIGHTS ON U.S. RAIL

Nearly 150 years after U.S. railway companies imported thousands of Chinese labourers to build lines across the American west, China is again ready to play a role in U.S. rail construction.

Only this time it will supply the technology and engineers to build high-speed rail lines.

The Chinese government has signed preliminary co-operation agreements with the state of California and General Electric.

They show China's desire to export and license bullet trains travelling at 345 km/hr, technology in which China has raced past the U.S. in the past few years.

The California rail authority plans to spend \$US43 billion (\$A46 billion) to build a 750-kilometre route from San Francisco to Los Angeles and on to Anaheim, which is supposed to open in 2020.

China has built a number of high speed lines on her home turf in the last ten years. ■



Tony Tanner has some of these for sale.

What are they you may well ask?

They are solid bronze castings that were used for the decorations around the tops of the old-fashioned lift cages. These particular ones come in singles (above) and there are 17 of them. Also there some in gangs of three (2 only).

The singles are 100mm x 100mm and 8mm thick.

If you are interested phone Tony Tanner on 432-7241 and make him an offer he can't refuse.

Total weight combined of all of them is about 10kg.



**GIVE WAY** ... to the tram ... a steam one at that. This scenario is quite common in Rockhampton, Queensland.

## OFFICEHOLDERS FOR THE NEXT TERM

**PRESIDENT:** Roger Reynolds.

**SECRETARY:** Colin Smith.

**TREASURER:** Herb Smith.

**GENERAL COMMITTEE:** Neville Hewinson, Rankin Kennedy, Ian Mison, Rodney White.

**NORTHERN VIEWS EDITOR:** Ian Mison.

**SAFETY COMMITTEE:** Rankin Kennedy, Roger Reynolds, Colin Smith. Rodney White.

**MEANZ Representative:** Roger Reynolds.

**AUDITOR:** Janice McClue.



## ANSWER TO QUIZ ON PAGE 2.

A venture into gas-electric buses by the Montreal Tramways Company in 1911 produced this monstrosity. It was a one off and apparently wasn't around very long (I wonder why).

Driving it would not be a pleasure considering its length, width and the fact that both [bogies] appear to turn. My guess is that you would have to be pretty strong in the arm and driving a tram would be a far less arduous job.

I can't seem to find out much more about these vehicles.

---

## AGM + Monthly General Meeting (NOT OFFICIAL MINUTES)

The AGM was held on June 28th at 6 pm and was attended by 13 members.

The minutes of the previous meeting were read and confirmed and the treasurer presented the accounts for the last financial year. We made a good profit out of the convention which has enabled us to re-engine the Santa Fe and undertake the construction of six new trollies for the club and purchase some new equipment for the workshop.

The new office-holders for the ensuing year are printed elsewhere in this journal.


Membership fees for the coming year have not changed and they are: Junior member, \$10; Country member, \$15; Ordinary member, \$25. There is no family membership as a member's wife/partner and family are covered under the membership of that member.

The new president moved that we should give an honorarium of \$200 to our honorary auditor for all her work that was associated with convention (carried). The meeting closed at 6.45 pm.

After a short break and a snack the Monthly Meeting opened at 7 pm at which those in attendance were presented with an up-date on the progress of the trolley construction. It appears that almost everything required for their construction is either in hand or under way. Neville brought along one of the 48 wheels he undertook to finish off from the raw round steel.

Special thanks to Brenda and Colin for the goodies.

---



**PICTURED ABOVE** are some grates that were made by Tony Tanner for his Speedy a few years back. The left hand picture is of 6mm high temperature stainless steel. Simply made as a back up for the original design that he made in the late 60's from mild steel (centre). It has been 'fired' but will obviously not last. The one on the right is a very rough and ready SS fabrication made for Tony by his son!




# TOOLS EXPLAINED

- DRILL PRESS:** A tall upright machine useful for suddenly snatching metal bar stock out of your hands so that it smacks you in the chest and flings your beer across the room, denting the freshly painted project which you had carefully set in a corner where presumably nothing could get to it.
- WIRE WHEEL:** Cleans paint off bolts and then picks them up and throws them somewhere under the workbench at the speed of light. Also removes fingerprints and hard-earned calluses from fingers in the time it takes you to say "Oh, shit".
- SKILL SAW:** A portable cutting tool used to make long studs too short.
- PLIERS:** Used to round off bolt heads. Sometimes used in the creation of blood-blisters.
- BELT SANDER:** An electric sanding tool commonly used to convert minor touch-ups in to major refinishing jobs.
- HACKSAW:** One of a family of cutting tools built on the Ouija Board principle ... it transforms human energy into a crooked, unpredictable motion, and the more you attempt to influence its course, the more dismal your future becomes. The blade of the aforementioned item has a habit of breaking when least expected.
- WISE-GRIPS:** Generally used after pliers to completely round off bolt heads. If nothing else is available, they can be used to transfer intense welding heat to the palm of your hand.
- OXY-ACETYLENE TORCH:** Used almost entirely for setting on fire, various flammable objects in your workshop. Also handy for igniting the grease inside the wheel hub out of which you want to remove a bearing race.
- HYDRAULIC FLOOR JACK:** Used for lowering an automobile to the ground after you have installed your new brake shoes, trapping the jack handle firmly under the bumper.
- BAND SAW:** A large stationary power saw primarily used by most shops to cut good aluminium sheet into smaller pieces that more easily fit into the trash can after you cut on the inside of the line instead of the outside edge.
- ENGINE HOIST:** A tool for testing the maximum tensile strength of everything you forgot to disconnect.
- PHILLIPS SCREWDRIVER:** Normally used to stab the vacuum seals under lids or for opening old-style paper-and-tin oil cans and splashing oil on your clean shirt; but can also be used, as the name implies, to strip out Phillips screw heads.
- PRY BAR:** A tool used to crumple the metal surrounding the clip or bracket you needed to remove in order to replace a 50 cent part.
- HOSE CUTTER:** A tool used to make hoses too short.
- HAMMER:** Originally employed as a weapon of war, the hammer nowadays is used as a kind of divining rod to locate the most expensive parts adjacent to the object we are trying to hit.
- STANLEY KNIFE:** Used to open and slice through the contents of cardboard cartons delivered to your front door; works particularly well on contents such as seats, vinyl records, liquids in plastic bottles, collector magazines, refund cheques and rubber or plastic parts. Great for removing stubborn ends of fingers.
- 'F\*\*KING THING' TOOL:** Any handy tool that you grab and throw across the workshop while yelling "f\*\*king thing" at the top of your lungs. It is also, most often, the next tool that you will need.



The editor in his "Guantanamo Bay" orange boiler suit and Ena Sharples hairnet.



This is an immaculately finished bogie loaned to us by Bob Wines of MLS so that we can make copies of.



# General Pics from Around the Site



## PHOTOS ABOVE:

1. General view of the basement with busy people.
2. The cutting off department. Very boring ... like watching paint dry.
3. Roger bending steel to make trolley end guards. The guards are to prevent people from putting their feet over the end of the running board and injuring themselves.
4. The pieces being assembled to jig.
5. Welding of the aforementioned pieces.
6. The Sawyer, Carter/stacker and Gopher doing their bit.
7. The Secretary making menacing movements toward the photographer. Viva la paparazzi.

IF UNDELIVERED PLEASE RETURN TO:—

Whangarei Model Engineering Club Inc,  
P.O. Box 10233 Te Mai, Whangarei 0143.

